




INFRASTRUCTURE AVAILABILITY

3rd QUARTER 2024

		LIS	LIS	OPO	FAO	FNC	PDL
		PEAK	OFF PEAK				
	RUNWAY	● 100%	● 100%	● 100%	● 100%	● 100%	● 99,86%
	STANDS	● 100%	● 100%	● 100%	● 100%	● 100%	● 100%
	Departures	● 100%	● 100%	● 100%	● 100%	● 100%	● 100%
	Transfers	● 100%	● 100%				
	Arrivals	● 99,99%	● 99,99%	● 100%	● 100%	● 100%	● 100%
	HBS	● 99,95%	● 99,95%	● 99,99%	● 99,99%	● 100%	● 100%
	SSBD	● 99,60%	● 99,91%				
	CUPPS	● 100%	● 100%	● 100%	● 100%	● 100%	● 100%
	GO	● 100%	● 100%	● 100%	● 100%	● 100%	● 100%
	FIDS	● 100%	● 100%	● 100%	● 100%	● 100%	● 100%
	BOARDING BRIDGES	● 99,99%	● 99,95%	● 99,93%	● 99,11%		

INFRASTRUCTURE AVAILABILITY

3rd QUARTER 2024

		LIS	LIS	OPO	FAO	FNC	PDL
		PEAK	OFF PEAK				
	BAGGAGE CLAIM						
	First baggage % baggage delivered in x minutes	● 89,91%	● 90,74%	● 83,60%	● 95,38%	● 94,96%	● 92,94%
	Last baggage % baggage delivered in x minutes	● 82,65%	● 86,86%	● 93,99%	● 97,57%	● 97,00%	● 95,60%
	HAND BAGGAGE & PASSENGER SECURITY CONTROL						
	% passengers processed in x min	● 96,77%	● 93,26%	● 84,98%	● 99,96%	● 98,30%	● 97,94%
	PEOPLE MOVERS						
	Escalators	● 97,61%	● 98,17%	● 99,99%	● 100%	● 98,81%	
	Travelators	● 99,04%	● 99,44%	● 100%	● 100%		
	Elevators	● 98,50%	● 98,80%	● 99,98%	● 100%	● 98,00%	● 100%