









INFRASTRUCTURE AVAILABILITY

2nd QUARTER 2024

		LIS	LIS	OPO	FAO	FNC	PDL
		PEAK	OFF PEAK				
	RUNWAY	● 100%	● 100%	● 100%	● 100%	● 100%	● 99,86%
	STANDS	● 100%	● 100%	● 100%	● 100%	● 100%	● 100%
	Departures	● 100%	● 100%	● 100%	● 100%	● 100%	● 100%
	Transfers	● 100%	● 100%				
	Arrivals	● 99,99%	● 99,99%	● 100%	● 100%	● 100%	● 100%
	HBS	● 99,94%	● 99,51%	● 100%	● 99,97%	● 99,99%	● 100%
	SSBD	● 99,69%	● 99,84%				
	CUPPS	● 100%	● 100%	● 100%	● 100%	● 100%	● 100%
	GO	● 100%	● 100%	● 100%	● 100%	● 100%	● 100%
	FIDS	● 100%	● 100%	● 100%	● 100%	● 100%	● 100%
	BOARDING BRIDGES	● 100%	● 99,99%	● 100%	● 98,96%		

INFRASTRUCTURE AVAILABILITY

2nd QUARTER 2024

		LIS	LIS	OPO	FAO	FNC	PDL
		PEAK	OFF PEAK				
	BAGGAGE CLAIM						
	First baggage % baggage delivered in x minutes	● 93,24%	● 95,10%	● 89,66%	● 89,35%	● 96,60%	● 95,40%
	Last baggage % baggage delivered in x minutes	● 84,58%	● 90,43%	● 96,16%	● 96,03%	● 98,14%	● 95,78%
	HAND BAGGAGE & PASSENGER SECURITY CONTROL						
	% passengers processed in x min	● 99,50%	● 97,62%	● 98,68%	● 99,64%	● 98,23%	● 99,65%
	PEOPLE MOVERS						
	Escalators	● 98,97%	● 99,38%	● 99,99%	● 100%	● 98,94%	
	Travelators	● 99,71%	● 99,94%	● 99,98%	● 100%		
	Elevators	● 97,64%	● 97,89%	● 99,97%	● 100%	● 99,83%	● 100%