









INFRASTRUCTURE AVAILABILITY

1st QUARTER 2024

		LIS	LIS	OPO	FAO	FNC	PDL
		PEAK	OFF PEAK				
	RUNWAY	● 100%	● 100%	● 100%	● 100%	● 100%	● 100%
	STANDS	● 100%	● 100%	● 100%	● 100%	● 100%	● 100%
	Departures	● 100%	● 100%	● 100%	● 100%	● 100%	● 100%
	Transfers	● 100%	● 100%				
	Arrivals	● 100%	● 100%	● 100%	● 100%	● 100%	● 100%
	HBS	● 99,97%	● 99,97%	● 100%	● 100%	● 99,99%	● 100%
	SSBD	● 99,82%	● 99,94%				
	CUPPS	● 100%	● 100%	● 100%	● 100%	● 100%	● 100%
	GO	● 100%	● 100%	● 100%	● 100%	● 100%	● 100%
	FIDS	● 100%	● 100%	● 100%	● 100%	● 100%	● 100%
	BOARDING BRIDGES	● 99,98%	● 99,97%	● 100%	● 99,96%		

INFRASTRUCTURE AVAILABILITY

1st QUARTER 2024

		LIS	LIS	OPO	FAO	FNC	PDL
		PEAK	OFF PEAK				
	BAGGAGE CLAIM						
	First baggage % baggage delivered in x minutes	● 95,45%	● 95,21%	● 88,75%	● 93,86%	● 96,15%	● 98,94%
	Last baggage % baggage delivered in x minutes	● 88,77%	● 91,34%	● 98,11%	● 97,35%	● 98,16%	● 97,97%
	HAND BAGGAGE & PASSENGER SECURITY CONTROL						
	% passengers processed in x min	● 91,78%	● 85,39%	● 98,20%	● 98,83%	● 99,49%	● 99,92%
	PEOPLE MOVERS						
	Escalators	● 99,02%	● 99,17%	● 99,99%	● 100%	● 99,44%	
	Travelators	● 97,37%	● 97,51%	● 99,96%	● 100%		
	Elevators	● 98,08%	● 98,42%	● 99,97%	● 100%	● 99,60%	● 100%