








INFRASTRUCTURE AVAILABILITY

3rd QUARTER 2022

		LIS	LIS	OPO	FAO	FNC	PDL
		PEAK	OFF PEAK				
	RUNWAY	● 100%	● 99,95%	● 100%	● 100%	● 100%	● 100%
	STANDS	● 100%	● 100%	● 100%	● 100%	● 100%	● 100%
	Departures	● 100%	● 100%	● 100%	● 100%	● 100%	● 100%
	Transfers	● 100%	● 100%	N.A.	N.A.	N.A.	N.A.
	Arrivals	● 99,99%	● 99,99%	● 100%	● 100%	● 100%	● 100%
	HBS	● 99,93%	● 99,96%	● 99,99%	● 100%	● 100%	● 99,98%
	SSBD	● 99,84%	● 99,85%	N.A.	N.A.	N.A.	N.A.
	CUPPS	● 100%	● 100%	● 100%	● 100%	● 100%	● 100%
	GO	● 100%	● 100%	● 100%	● 100%	● 100%	● 100%
	FIDS	● 100%	● 100%	● 100%	● 100%	● 100%	● 100%
	BOARDING BRIDGES	● 99,92%	● 99,92%	● 100%	● 100%	N.A.	N.A.

INFRASTRUCTURE AVAILABILITY

3rd QUARTER 2022

		LIS	LIS	OPO	FAO	FNC	PDL
		PEAK	OFF PEAK				
	BAGGAGE CLAIM						
	First baggage % baggage delivered in x minutes	● 75,55%	● 74,04%	● 79,33%	● 85,90%	● 94,70%	● 94,77%
	Last baggage % baggage delivered in x minutes	● 74,73%	● 82,01%	● 95,71%	● 94,32%	● 93,26%	● 98,84%
	HAND BAGGAGE & PASSENGER SECURITY CONTROL						
	% passengers processed in x min	● 99,24%	● 97,33%	● 95,39%	● 99,91%	● 95,06%	● 97,05%
	PEOPLE MOVERS						
	Escalators	● 98,64%	● 98,78%	● 99,99%	● 100%	N.A.	● 99,97%
	Travelators	● 99,43%	● 99,44%	● 100%	● 100%	N.A.	N.A.
	Elevators	● 98,23%	● 98,38%	● 99,91%	● 100%	● 100%	● 99,87%